



## **Quick Installation Guide**



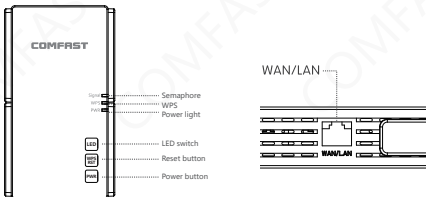
Wireless expander/Repeater  
M0305368 Version:V1.0

# 1 The Product Description

1.1 This is a supplement of wireless LAN network, which could expand the scale of WiFi. It is useful, convenient and easy to install.



## 1.2 Structure Description



**WPS/Reset:** Press the button in 1-2 s for WPS function.

(Note: WPS only supports wireless use of mobile phone); Long press for more than five seconds, reset the factory settings for reset after the WiFi light and network port light are off.




Warning


1. Unplug it in thunderstorm and prevent it from lighting damage.
2. Away from heat and keep ventilation.
3. Please pay attention to waterproof when storing, transporting and operating.

## 2 Repeater Mode Setting

2.1 It is defaulted to Repeater Mode. ( Do not connect the Ethernet port to router directly).

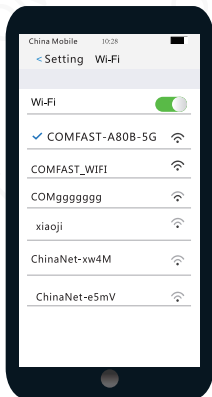
2.2 After the device is powered, connect the WiFi signal COMFAST\_XXXX\_2G/COMFAST\_XXXX\_5G by mobile or connect the device with computer by cable.

2.3 Open browser and input 192.168.10.1 to get to the login page. Only first login need set password.  icon is for language setting.

2.4 After setting password, it will get to scan available signal automatically. (If you want to change the mode, please wait scanning finished and click the home icon  to set). Choose the SSID you want to repeat, and input the router password to finish repeating settings.

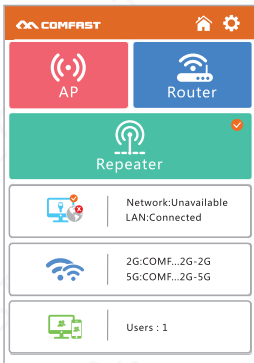


2.5 Reconnect to the wireless to access the Internet, the wireless password is the superior routing password.(The expanded signal will add "-2G/5G" after the upper WiFi name, such as xxxx-2G/5G)



### 3 Other Mode Settings

3.1 In home page, there are three modes to choose, the Repeater Mode, the AP Mode and Router Mode (PPPoE, Static IP, DHCP). If needs Bridge Mode, please go to Advanced Mode ⚙️



## 4 FAQ

Q:You cannot surf internet after setting up successfully?

A:Pls check the password whether is right .If not, pls enter the right password.

Q:The network speed is very slow after setting up successfully?

A:Pls enter the device status page to check whether the "Equipment and the main AP distance" is fit. If not, you can adjust the position of the repeater

How to check the status page: after connecting the extended WiFi successfully, you can enter the IP address 192.168.10.1 on mobile's browser or on PC to check the status of the repeater.

Note:Pls make sure that the IP address from upper network can't be 192.168.10.1

More questions, pls visit our main page:

[www.szcomfast.com](http://www.szcomfast.com)

# Maintenance Regulations

Dear Valued Clients,

Thank you for purchasing a **COMFAST** products and service to protect your rights, please read the following maintenance regulations.

**The following does not belong to free maintenance ,our company can provide paid service ,please note:**

- Failure to require the installation manual , use ,maintenance, storage lead to product failure or damage;
- Beyond the limited warranty , the warranty period;  
Unauthorized alteratiion, tearing up the product bar code;
- Without authorization to change the settings file or inherent disassemble without authorization;
- Unexpected factors or human actions lead to product damage, such as improper input voltage, temperature, watermechanical damage, break, rust or serious oxidation of product ,etc;
- Other non-product itself, design ,technology,manufacturing, quality and other quality problems caused by the failure damage.

## Certificate Of Qualification

Quality Inspector \_\_\_\_\_

Production Date \_\_\_\_\_

Executive Standard \_\_\_\_\_



# Quick Installation Guide

## Statement

**Shenzhen Four Seas Global Link Network  
Technology CO.,Ltd.Company  
all rights reserved.**

Without our official written permission, no unit or individual shall be copied, reproduced, transcribed or translated in part or whole book. In any form or by any means (electronic, mechanical, printing, recording or other possible means) or for the propagation of goods any commercial, profitable purposes.

**COMFAST** is the registered trademark of Shenzhen Four Seas Global Link Network Technology Co., Ltd. Company. All other trademarks or registered trademarks mentioned in this document, by respective owners.

Product specifications and information mentioned in this manual are for reference on subject to updates without notice. Unless there are other special agreements, this manual is used only as a user guide. All statements, information, etc. are not constitute any form of guarantee

Manufacturer: Shenzhen Four Seas Global Link Network  
Technology Co., Ltd. Company  
Address: Room 607-610, Block B Tao JINDI Electronic  
Business Incubation Base, Tenglong Road, Longhua  
District, Shenzhen, China  
Hotline: 4009-001-766  
Website: [en.comfast.com.cn](http://en.comfast.com.cn)