

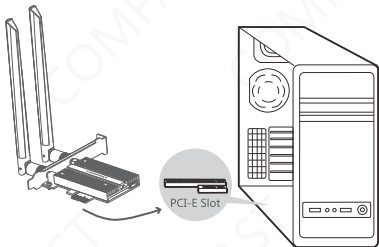
# **COMFAST**

## **Quick Installation Guide**



Realtek Driver Installation  
M0304469 Version1.0

# 1 Hardware Installation



1. Turn off the desktop PC and disconnect the power.
2. Open the main chassis, select an empty PCI-E slot on the motherboard, and remove the corresponding slot on the rear panel of the PC.
3. Insert the PCI-E NIC into the selected PCI-E slot and verify that all NIC pins are in contact with the slot; then secure the NIC to the chassis with screws; finally close the chassis
4. Plug in the PC again and turn on the PC.

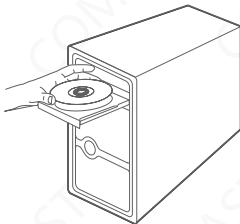
## Supported Operating Systems:

- Only supports windows 10 operating system

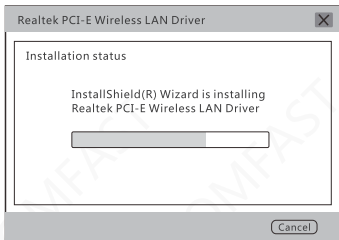
\*The product shape is for reference only, please refer to the actual product

## 2 Driver Installation

1. Put the CD driver into the computer drive.



2. Double-click the drive letter, open the corresponding driver folder, double-click "Setup.exe" to run the installer, you can complete the installation. (Note: If the installation file is a compressed package, you need to extract it to install it)



# Maintenance Regulations

Dear Valued Clients,

Thank you for purchasing **COMFAST** products. To protect your rights and interests in after-sales service, please read the following maintenance regulations.

**The following does not belong to free maintenance, our company can provide paid service, please note:**

- Failure to require the installation manual, use, maintenance, storage led to product failure or damage;
- Beyond the limited warranty, the warranty period; Unauthorized alteration, tearing up the product bar code;
- Without authorization to change the settings file or inherent disassemble;
- Unexpected factors or human actions lead to product damage, such as improper input voltage, temperature, watermechanical damage, break, rust or oxidation product of serious, etc;
- Other non-product itself, design, technology, manufacturing, quality and other quality problems caused by the failure damage.

## Customer Data

Name	
Address	
Model	
MAC No.	
Machine unit sales	
Sale of machine address	
Date of sale machine	
TEL	
Post Code	
Invoice No.	

### Certificate Of Qualification

Quality Inspector \_\_\_\_\_

Production Date \_\_\_\_\_

Executive Standard \_\_\_\_\_



YD/T 1965-2009

# Copyright Information

## Statement

**Shenzhen Four Seas Global Link Network Technology CO.,Ltd.Company  
all rights reserved.**

Without our official written permission, no unit or individual shall be copied, reproduced, transcribed or translated in part or whole book. In any form or by any means (electronic, mechanical, printing, recording or other possible means) or for the propagation of goods any commercial, profitable purposes.

**COMFAST** is the registered trademark of Shenzhen Four Seas Global Link Network Technology Co., Ltd. Company. All other trademarks or registered trademarks mentioned in this document, by respective owners.

Product specifications and information mentioned in this manual are for reference on subject to updates without notice. Unless there are other special agreements, this manual is used only as a user guide. All statements, information, etc. are not constitute any form of guarantee

Manufacturer: Shenzhen Four Seas Global Link Network Technology Co., Ltd. Company

Address: Room 607-610, Block B Tao JINDI Electronic Business Incubation Base, Tenglong Road, Longhua District, Shenzhen, China

Hotline: +86 755 83790059

Website: [en.comfast.com.cn](http://en.comfast.com.cn)